

VOLUME 18 ISSUE 1

JANUARY 2026



# The Australian *Riviera*

ROA AUSTRALIAN REGION





John Forster  
#13148

When will it  
end!

## Editorial

A new year dawns once more, and with it a most important question.

Will we see you at the Australian ROA Nationals in Moama this year?

Our national coordinator, Tom Kunek, has put in a great effort to ensure that this event will be one to remember!

I, along with our NSW coordinator Tony Gentilcore, will be assembling local Rivs in our states to undertake the journey to Moama in March.

If you want to join the convoys to Moama, then contact your local state coordinator, details on the back page, and lets get moving!

If you prefer to go it alone, you are most welcome to do so and we trust we will

see many, many Rivs this year for what promises to be a great event and a great showing of Rivas here in Australia.

Our usual Riv Wizard hasn't made comment for some time, and this is probably the reason in our last edition we gave you an AI generated story.

Some of you seemed to appreciate it, so we thought that in each future edition we might ask our new *Digital Riv Wizard* to make a comment on some of the questions that we would normally pose to each other.

This edition, we start by asking: *Would you collect the last of the Rivas?*

Go to page nine to find out what the *Digital Riv Wizard* told us.

And speaking of wizards, Tony Gentilcore, our NSW coordinator and tech wizard himself, has provided some technical expertise in the field of seeing out of your LHD Riv. His article starts on page 10 of this edition of *The Australian Rivier*!

Finally, our thanks to Vicki Dearling who submitted our cover photo this month. An excellent photo, and the eagle eyed will note there are two '65's on the cover this month. When will it end!



## G'day from the Regional Co-Ordinator



Tom Kunek  
# 3845

### ROA Victorian Regional Meet 2025 at Lilydale.

#### Sunday Forecast: "Showers developing late morning and afternoon"

Well, it was showers during the morning and then the heavens opened up smack bang at Noon.

Rain continued all afternoon with storm after storm moving across Melbourne.

I made sure that I was at James Currie's factory in the morning just in case there were some folks who missed the email that the event was a non-starter

due to the horrible weather.

The folks that I feel sorry for were Rodney and Jo Beauchamps (with dog Billy) who came all the way from Adelaide.

As Xmas will soon be with us, we will have a break at trying to guess what

the weather is going to do and plan for the Regional Meet in mid Jan or Feb 2026.

Then we have the Nationals in late March!

Tom

To be rescheduled  
in 2026



## The 10 Best Looking GM Cars From the 1960s

Rare Classic Cars and Automotive History.

If you get time to look at YouTube, you may have come across this channel.

The presenter, Adam, has an amazing knowledge of American autos, mostly the good ones, you know, from the fifties through to the eighties.

He has a true appreciation of the fine cars that all US manufacturers were putting out at the time but also the ability to call out the bad ones too.

Take a look at his channel and you will find plenty of non-AI generated content to enjoy.

This link [HERE](#) will take you to his assessment of the top 10 best looking GM cars of the 1960s.

Naturally the Riviera appears but, surprisingly to us I guess, not in the number one position.

The 1966 makes it to Number 5 and the '65 makes number 4.

What beats them out in Adam's eyes, well go to the channel and find out. His number one is a hard one to dispute!

What would your number one best looking GM car from the 1960s be?



## 1967 Low Rider

We came across this Riv in Street Machine magazine, first published in the Street Machine Year Book 2022, and while we haven't seen it on any of our Riv runs, it is certainly worth a look.

Owned by Mark Sullivan, this 1967 Riv is now a low-rider. These are popular conversions in the US, and have been since the 1950's, but are a bit rarer here in Australia.

The detailing on this Riviera is astounding, but you take a look at the photos and see what you think.

Check out the interior on the next page, it smacks of the Series One Rivs and it's

beautiful in its execution.

Mark has also come to appreciate club life and cruising, which is what a Riviera is all about.

This quote from the article says it all:

*Mark is finding that the fun is really in the driving, and has come to love the club way of life. "I'm not doing full show cars with super-*


*detailed undercarriages anymore, because it is so much more fun to go cruising and go out to dinner," he says. "The guys in the lowrider scene are really nice; it's like a big family.*

Take a look at the full Street Machine article [HERE](#).

Cruising, it's what Rivs are all about.



Photos: Street Machine Magazine Ben Hosking



1967 Low  
Rider Riv



## Riv Mash-ups From the Imagination

“You no longer have to wait . . . “

It wasn't too long ago that when you wanted to create a unique or particularly unusual car, well you just had to do the work, with your own, or somebody else's hands.

You no longer have to wait years to see what your vision really looks like, you just jump on the computer.

Yes, these days it appears that all you need is a computer and the right program.

So, when you find yourself trawling around the internet it is now not unusual to come across some very strange looking cars that you are somehow drawn to.

This was the case the other day and we came across a series of images of mashed up Rivs and other cars to create all new, some may say, and inspiring looking mash ups.

These few came via a chap who labels himself Andy,

probably not his real name, but who has some wild ideas to share.

To his credit he does admit to having the flu while doodling these images and that they are only rough, unfinished works, not bad.

Perhaps you have some of your own Riv mash-ups that you'd like to share with the readership. Send them in please.

What are your thoughts about these:



1957 Buick with a grafted on 1971 Riviera top. Not too shabby.



A 1974 Riv comes together with a 1974 Lagonda



Another Boattailed Riv, this one sits atop a V12 Tatra base



What about a boattailed Skylark

Show us yours . .



Whether you would actually ever try to merge a boat tail from the 70's with a 1932 Buick is debatable, but why not if you have a program, just to see, of course.

## Riv and The Henry Ford

You might find it amusing to come across this article that revolves around the Henry Ford museum in Detroit, Michigan.

However, before you flip to the next story, this video includes a number of rare and desirable cars, prototypes, one offs, you name it!

The Henry Ford collects everything imaginable and is one of the truly great museum experiences that you can have while visiting the US. Everything from tea pots to trains, including the largest engine ever built!

Laurene and I were there some years ago, however we certainly didn't get into the underground vault that is seen in this exclusive video tour.

In the video we come across a baby blue 63 in unrestored, pristine condition, what else would you expect the Henry Ford to collect.

The video only goes for a bit over six minutes and it isn't until a bit after five minutes that the Riv makes its appearance.

Don't panic, it's all interesting and we recommend you sit through it, at least once.

Our thanks to Tim Harper in SA who gave us the heads up on this video which you can view [HERE](#).

Enjoy!

Enjoy!



ROA 13148

## The Digital Riv Wizard on the Last Rivs

We asked our AI commentator, aka *The Digital Riv Wizard*, if the final series Riviervas were collectible, and if so, why.

Here's what the DRW told us:

*The last Buick Riviera, produced for the 1995-1999 model years, stands as a notable collectible in the automotive world for several compelling reasons. As the curtain call for Buick's iconic personal luxury coupe, this eighth-generation Riviera represents both the end of an era and a showcase of unique design and engineering features.*

*One of the main factors that make the last Riviera collectible is its distinctive styling. With its sweeping lines, sculpted body, and a bold, rounded profile, the car*

*stood out dramatically from its contemporaries. Designed by a team led by Dave Lyon, the Riviera's look was daring and futuristic for its time, featuring a long hood, short rear deck, and signature "boat-tail" cues reminiscent of classic Buicks from the early 1970s. Its design has gained appreciation among collectors who value cars that break from the ordinary.*

*Mechanically, the last Riviera was equipped with Buick's robust 3.8-liter V6 engine, available in both naturally aspirated and supercharged forms. The supercharged version, delivering 240 horsepower, gave the Riviera impressive performance for a front-wheel-drive luxury coupe. This makes it attractive to enthusiasts who want both comfort and power in a*

*collectible package.*

*Another reason for the Riviera's collectible status is its rarity. Production numbers dwindled as the market's interest in large coupes faded, with fewer than 2,000 units built in its final year, 1999. The limited availability of these late models only adds to their desirability among collectors.*

*Finally, the Riviera's significance as the last of Buick's great personal luxury coupes gives it historical value. It represents the finale of a nameplate that had been a symbol of American style, innovation, and comfort for nearly four decades. For many collectors, owning the last Riviera is not just about the car itself, but about preserving a tangible piece of Buick's storied past.*



The Digital Riv Wizard has spoken .. well, written in this case!



## The First of Tony's Technical Articles

### Maintaining the Classic Aesthetic whilst integrating modern screens.

Recently, we drove to Queensland for the 50th anniversary meet in our 65 Riviera. It was about a 3000 km round-trip and not all country driving so there were a few issues which bothered me. One was when we tried to navigate using my mobile phone the screen is quite small and low down therefore much of the detail was not legible and I had to take my eyes off the road. The visibility from the right hand mirror and being a left-hand drive car was less than desirable, and I've always known that but basically, there's quite a blindspot so lane changing to the right in busy traffic where you have to be quick and decisive becomes a bit of a challenge. Also, it didn't help that I had a stiff neck so when backing back into a car space, I had to ask Barbara to get out and guide me.

I like integrating of modern technology into classic cars as you know.

I thought it would be great if I could add a large screen to use CarPlay and therefore maps at a reasonable size plus a reverse camera. There are heaps out there to choose from however my research narrowed it down to a model called Carpuride W903. It has a large rectangular screen, reversing camera and a 4K dash camera. It can be set to split screen so I can have maps on the left 2/3 of the screen and the reverse camera constantly on as an additional rear view mirror if you like.

Since installing it my testing shows that this has eliminated the blindspot and I can see what's coming up behind me at all times. It was quite easy to install and hide the wiring to make it look as factory as possible.

Carpuride even has a free service where you send them an image and they return it with instruction to make it the start-up screen. Cool gimmick!

It comes with two suction cup brackets and initially we used the suction cup bracket on the underside of the dash plate to mount the screen but to make it more rigid and tuck it up as high as possible I had a bracket 3-D printed which screws to the underside of the Dash plate. Obviously different model cars will require different set ups.

### Benefits of a Larger Screen

*Improved Navigation: Modern GPS systems can enhance driving.*

*Connectivity Features: Integration with smartphones, apps, and streaming services.*

*Enhanced Audio and Visual Experience: Better sound systems and clearer displays.*

*Safety Improvements: Backup cameras, parking assistance, and constant extra rear view if desired.*

If anyone has any questions I'm happy to help.

Tony Gentilcore  
ROA 10107

Cool gimmick!



Check out the photo and video gallery [HERE](#).


ROA 13148

## Seen Out and About

This black 1965 Riv was spotted at the Bright, Victoria, parade on 9 November 2025 and the blue '63 was parked at the NSW Yamba Hot Rod Run on 8 November.

They both seem to have travelled south to be noticed, The Yamba car is from Queensland, and the Bright car came down from NSW.





## Moama is Coming, Fast

The ROA Australian Nationals are coming to Moama in March of 2026.

It means you need to get moving on your entry if you haven't already done so.

We did send out an email to the readership and attached the entry form, did you get it? Did you fill it in? most importantly, did you send it to Tom and pay your entry moneys???

If you answered yes to all of these questions, well done and we look forward to meeting up with you in Moama in March. If not, the entry form is on the next page .. Fill it in and let's all get to Moama.

Here's the agenda for what's going on in Moama in 2026.

### MOAMA 2026

We have deliberately tried to make the days easy & relaxed but most of all, making the event affordable. We hope you find the event interesting with lots of options if you wish to do your own thing.

A few smaller items will be added as we move closer

to the event. We are very much looking forward to hosting you all at Moama in 2026. Registration forms will be emailed around mid-November.

### Thursday 26 March 2026

Check into your host accommodation: Meninya Palms Moama (03-5482 3311) 54 Meninya Street, Moama.

6:00pm: Welcome hello & meal - Free event - Perfect opportunity to catch up with old and new friends.

### Friday 27 March 2026

9:00am Tour Briefing.

9:30am: Cruise to Deniliquin for our visit to "The Depot" which is a Historic Vehicle & Memorabilia collection which is full of nostalgia & discovery. Immerse yourself in the family friendly interactive displays and activities. (Your ticket is valid all day) But before we go inside, we can have morning tea at the Cruizin Diner which is right next door to "The Depot"

Lunch is at "The Crossing Café" which is next door to the Visitor information centre and the Peppin Heritage Centre so lots to see.

295 George Street, Deniliquin. If "The Crossing Café" is full then head for Frank n Beans Café which is diagonally opposite "The Crossing Café"

After lunch and a visit to the Peppin Heritage building take a look around Deniliquin and immerse yourself with a stroll by the red gum forest and the Edward River. Also, it's worth a look at the "Cherry Wood Emporium" 36 Napier Street, Winner of Excellence in Micro Business 2025, which is a very short walk from the "The Crossing Café".

Dinner: Select your own dinner location at Echuca or Moama. Our selected location for dinner will be the Moama Bowling Club Bistro (6 Shaw Street Moama) which is a short walk from our Motel.

We recommend that you book a table as it's a Friday evening and it can get very busy.

Make your booking for 6:30pm so we arrive more or less as a group. Reservations can be made on the website or phone 1800 806 777

Continues on page 14

Get your entry in asap!



**ROA National Meet - Moama NSW**  
**26 March - 29<sup>th</sup> March 2026**



**Registration Form**

- The ROA National Meet is limited to Buick Riviera's built from 1963 to 1999
- If you are not a ROA member you are still most welcome to attend the meet.
- Your host motel is Meninya Palms Moama 03-5482 3311
- Have you booked your accommodation?

ROA # \_\_\_\_\_ Entry Number: \_\_\_\_\_ (Office use only)

Surname: \_\_\_\_\_ First Name: \_\_\_\_\_

Passenger's Name/s: \_\_\_\_\_

Address: \_\_\_\_\_

Phone (H): \_\_\_\_\_ (Mob): \_\_\_\_\_ Email: \_\_\_\_\_

Riviera Details Year: \_\_\_\_\_ Ext Colour: \_\_\_\_\_ Int Colour: \_\_\_\_\_

Car Ins. Policy No: \_\_\_\_\_ Insurer: \_\_\_\_\_ Exp. Date: \_\_\_\_\_

Please complete all boxes even if "free" for catering purposes.

Date	Activity	Price	No. Adults	No. Children	Total Cost
26-Mar	Moama - Meet and Greet - Dinner	Free*			
27-Mar	Deniliquin - Depot café - Morning tea	PAYG			
27-Mar	Deniliquin - The Depot Museum	Free*			
27-Mar	Deniliquin - Crossing Café or Frank n Beans Cafe	PAYG			
27-Mar	Moama - Dinner - Bowls Club	PAYG			
28-Mar	Echuca - Show & Shine - Lunch in town	PAYG			
28-Mar	Echuca - The Port Ice Creamery - All Day	Free*			
28-Mar	Echuca - American Hotel - BBQ Dinner	PAYG			
29-Mar	Shepparton - MOVE Museum & Lunch	Free*			
29-Mar	Moama - RSL - Dinner and Awards	\$50.00			
	Registration Fee per person	\$85.00			
	Registration Fee for Children (6 - 17yrs)	\$50.00			
	Registration Fee for under 6yrs	Free*			

Free\* = Cost covered in your Registration Fee

PAYG: Pay As You Go

GRAND TOTAL: \$ \_\_\_\_\_

Special Dietary Requirements \_\_\_\_\_

**Indemnity**

I hereby acknowledge that the owner of the vehicle entered and the driver thereof and passengers whilst participating in the 2026 Australian ROA Meet, shall do so on condition that the vehicle attending is insured for Third Party Property at the time of the Meet, is registered and that they will have no claim against the ROA members and Club officials, servants or agents for any personal or damage to vehicle, whether the same shall be caused or contributed by an act of omission or negligence on the part of the ROA Meet organisers, members and other Club officials, servants or agents.

Signed \_\_\_\_\_ Date \_\_\_\_\_

• Payment by Direct Credit to:  
 Westpac BSB: 733-135  
 Account Number: 818457  
 Account Name: Tomyslav Kunek

Reference: Your Name

**Please send registration form to:**

5 Laurel Grove, Blackburn Vic. 3130

Mob: 0419 658 500


Email: [tom.kunek@outlook.com](mailto:tom.kunek@outlook.com)



Rev 301125



Registration form is on Page 13 of this Aus Riview!



## MOAMA 2026 continued . . .

### Saturday 28 March 2026

9:00am Tour Briefing.

This day is a fantastic opportunity to explore all the local shops, pubs, eateries within walking distance from the Murray Esplanade. You could even take a ride on a paddle steamer cruise from the Port of Echuca.

10:00am – 1:30pm Show and Shine at Port of Echuca, Murray Esplanade, right next the wharf. Park your car as directed, have a good look at our beautiful Rivs, Vote, and then have lunch anywhere in the many food options available close by. Any time of day you can visit “The Port” ice creamery for a free ice cream of your choice.

Dinner is at The American Hotel, Harry ‘O BBQ deck, pay as you go.

7:30pm If you are a James Taylor fan you can (after dinner) walk from the American hotel to the Paramount Theatre and watch the James Tay-

lor song book by award winning performer Darren Coggan for an unforgettable celebration of the timeless music of James Taylor. Tickets are only \$65.00

### Sunday 29 March 2026

9:30am Tour Briefing.

10:00am Today we cruise to Shepparton which will take about an hour. Our destination is MOVE (Museum of Vehicle Evolution) which will be the primary stop for the day and it includes lunch within the museum. MOVE is all about displays, cars, motorbikes, trucks, buses and lots more.

For the ladies there is the magnificent costume Collection by Loel Thompson.

The collection also includes an extensive research library, with books and magazines on every conceivable topic relating to fashion and costume.

MOVE has been gifted this collection and is working hard to maintain Loel’s legacy as well as expand

upon it. It is a gift to the region for generations to come.

In 2021 the museum had a major expansion, so if you have been there before then you will be absolutely amazed by the renovation. Expect to spend about 3 hours exploring all of the museums.

On your return to Moama you can drive via Colbinabbin and view the large silo art behind the country hotel. Great photo opportunity! But please note that this option is a longer way back to Moama of about 1.5hrs drive.

6:30pm Dinner & Awards at the Moama Bowls Club.

### Monday morning 30 March 2026

This will be your last opportunity to say farewell to old and new friends.

*Please note that this itinerary is subject to change as we continue to develop the journey and places that we will visit and other options of interest you can explore on your free time.*




## Rivs on the Bugle Cover

It's not uncommon for a Riviera to appear on the front cover of the Buick Club of America's magazine, the *Buick Bugle*, and this November the editors have outdone themselves with a Halloween flavoured photo of a black '65.


This photo is an extracted version of that magazine cover, that is to say, without the normal blurb that all magazines must display. So you get a clean image of the car photo, nice!

The original photo was credited to Dean Koehler and is a real masterpiece.

Our modified version comes out of Melbourne, but that's all we know about it.



**Above: This cover is so eerie, we couldn't even get a good photo of it!**



## Suppliers and Repairers

If you have had a job well done from a repairer, then why not let others know about it. Send in details of your good experiences so they can be printed here.

**Dan's Classic Auto Parts** of Portland OR - [www.dansclassic.com](http://www.dansclassic.com)

Rob Croxford has had dealings with this firm and advises their prices are reasonable, their communication is terrific and they are very good to deal with.

**BJ Panel Restoration and Fabrication,**

Thornlands. Qld.

Bill - 0403 120 921

(panel beating, rust repairs, fibreglass repairs, modifications)

Bill works in conjunction with - Carr Creation Auto Refinishing,

Graham Carr - 0411 588 272

Thornlands. Qld.

(spray painting specialists).

**Annvid Auto Upholsterers,**

24 Smith Street,

Capalaba. Qld. 4157

Tel: 07 3390 3444

**Mt. Cotton Auto Electrics,**

Mob: 0429 193 815

**Spectrum Rubber and Panels Pty.Ltd.**

P.O. Box 328,

St. Marys. N.S.W. 1790

Tel: 02 9623 5333 Fax: 02 9833 1041

Email: [sales@spectrumrubber.com.au](mailto:sales@spectrumrubber.com.au)

Website: [www.spectrumrubber.com.au](http://www.spectrumrubber.com.au)

Tim Harper has advised the following -

Repcos now stock K & N filters for Rivieras.

The K&N E-1360 Aircleaner suits single carb Buick and Riviera applications from 1965-1967,

see listing:

<http://www.knfilters.com/search/applications.aspx?Prod=E-1360>

We will run ads until advised to withdraw them. Please ensure that when your items are no longer available you let us know so that we can ensure the freshness of the information contained within this section of the magazine. Many thanks!

Note: There was a Dual Quad filter, if you can't find listing try by Dimensions.

The K&N HP-2003 oil filter suits Nailheads and Rivieras up to 1978, check listing:

<http://www.knfilters.com/search/applications.aspx?Prod=HP-2003>

Go to [www.knfilters.com](http://www.knfilters.com) and click on BUY you get a list of suppliers and installers for your Australian postcode.

Note: This is not in any way an endorsement of these businesses. It is just giving members leads to businesses that other members have had a good experience with.

members have had a good experience with.

**For Sale:** 1971 Riviera. Professional restoration 12 years ago. Runs and drives nicely. Asking \$55k. Contact Peter Hughes 0417296764



**For Sale:** 1 x 1968-69 n/s fender with small marker light, excellent cond., no rust or damage.

1 x 1966-67 headlight motor, good working order, includes one flexible coupling.  
3 x 1968 rear side marker lights (tri shield design).  
1 x 400-430-455 waterpump used or will trade on any 1965 parts.

Steve Moore 02 6884 9904 Email: [riviera.1965@hotmail.com](mailto:riviera.1965@hotmail.com)

**For Sale: Riviera parts**

1966-67 door shells R.L. straight, no rust \$300 each

Electric window motor \$120

1966-67 air grille panel (base of windscreen) \$30

1969 RH front mudguard straight, no rust \$300

1969 rear window guides \$25

1969 sun visors (black) \$80 pr

1975 tail light assemblies \$90 each

NEW - Riviera script, the one with large R, early 60's? \$80

1963-65 lower chin parking light assemblies VGC \$250 pr

1975 bonnet emblem (new) \$70

Riviera Sales brochures -

1963 - 8" x 10" colour 6 pages \$40

1966 - 10" x 10" colour 6 pages \$40

1968 - 10" x 10" colour 8 pages \$40

1995 - 5" x 10" colour 4 pages foldout \$20

Ron Noonan 02 9631 4763 Email: [buickron1@bigpond.com](mailto:buickron1@bigpond.com)

## The Market Place

**For Sale:** Buick rubberware/weatherstripping. After officially closing Automotive Technologies of Australia two years ago I still have a number of rubberware/weatherstripping pieces to suit various Buicks. I have pretty much a full rubber kit to suit 1963-65 Riviera, and various bits and pieces to suit the later Rivieras through to 1976.

Also other rubbers to suit Electra etc through to around 1990. All good quality parts (mostly Steele Rubber Products).

If you have any needs in this area please email me [amillane@bigpond.net.au](mailto:amillane@bigpond.net.au) or text to 0409 174 398 with your vehicle details and I can let you know what I have.

Thanks, Arnold.

**Parting Out:** 1967 Riviera. Bucket seats, floor change, factory disc brakes, car full of parts, no motor or gearbox, Call Doug Hawkins 0418 631 233

## The Market Place continued

**FOR SALE** 1964 Buick Body Service Manual. All series including Riviera, Special, Skylark, etc. Good condition \$65.00

1964 Buick sales booklet. Covers all Buick models including Riviera and Special, 64 pages, all colour. This is a large booklet 14" x 10.5" on quality heavy paper (there were two versions printed). Good condition \$100.00  
1965 Buick Chassis Service Manual. 43000 and 44000 Special and Skylark. Good condition \$80.00  
1965 Body by Fisher Service Manual. All Buick inc Riviera, Special and Skylark. All Chevrolet inc Corvair and Monza, Pontiac, Oldsmobile and Cadillac. Good condition \$120.00

70 Years of Buick by George Damman, features every Buick model (inc export versions) up to 1973, black & white, good condition \$75.00

Automobile Quarterly Vol 19#2 includes the "Riviera Reborn. The story since 1963" 22 page story, all colour on Buick Riviera from 1963-1981. Mint \$40.00  
Automobile Quarterly Vol 18#2 "Riviera by Buick. The early years of a styling pacesetter" 22 page story, all colour on 1949-1962 Riviera series by Buick. Mint \$40.00

And for the Pre-War guys

A pair of Lucas SLR700S 7" driving lamps in good condition, 6V or 12V (currently 6V globes, one needs replacement after testing). Will need brackets to fit whichever Buick or other vehicle. These came fitted to my 1938 Buick. \$130.00 pair.

Can send photos of any item, email

[rodney\\_b@live.com.au](mailto:rodney_b@live.com.au) or  
[sales@victortimberandfasteners.com.au](mailto:sales@victortimberandfasteners.com.au)  
or 0450 626 684

Will post at cost. Thank you, Rodney

**1963-65 Factory Literature on CD.** 1963-65 Dealer Service Bulletins (supplement to shop manual), 1963-64 \$10, 1965 \$12; 1963 Master Chassis Parts Book \$10, searchable with numerous illustrations. Delivered to you by email as a digital CD image file; you burn your own CD from the file. No shipping cost when done this way! Jim Cannon ROA #9774, [63Rivvy@gmail.com](mailto:63Rivvy@gmail.com), +1 -832-692-2288.

**For Sale:** 1965 doors skins for sale. No rust. \$400.00 for both  
63 64 65 Buick Riviera Power Steering Box 18:1 ratio - \$50  
Dash speaker grille in excellent condition - Free  
Sun visors Gray in V/G condition - Free  
1963 - Flat wiring loom which runs the length of the floor pan. - Free to good home!  
Great to have as a spare.  
Tom Kunek 0419 658 500

**For Sale:** 2x 15x7" Centreline Fluted Star, 2x 15x8" Centreline Fluted Star  
Will suit any full size 5on5" (5/127) stud pattern.  
\$800 + shipping or collect in Sydney  
Seller: Andrew Hodgeson 0418 289998  
email: [rocklee@bigpond.net.au](mailto:rocklee@bigpond.net.au)

**Wanted:** 64-65 401-425 block. Rob Rooders 0414 662 975 [lonewolf\\_surf@hotmail.com](mailto:lonewolf_surf@hotmail.com)

**For Sale:** BUICK 455 Stage 1 Big Valve Heads. Stage 1 valves with heavy duty valve springs. Excellent bolt on horsepower upgrade. Pair are in excellent condition and very rare. Can organise freight at buyer's expense or able to drop off at

freight depot. Pick up Melbourne 3023  
Price \$3500

Andrew Liapis [andrewliapis@gmail.com](mailto:andrewliapis@gmail.com)

**Wanted:** 1964 Front bumper and lower valance panel below the bumper and a secondhand rotisserie for a 1964 restoration project. Darren Berry 0423375214.

**For Sale:** 1969 Riviera Billet rear lower control arms, electric headlight actuator conversion, POR 15 undercoated, 18x8 American Racing wheels (original mags included) Rebuilt 430/4 Buick motor, Solid Body, No Rust Many photos and videos available. Car in the USA. Contact Rupert Ellis [widge94@gmail.com](mailto:widge94@gmail.com) Cell Number: 214.733.3132

**For Sale:** Wheel Centre Hubs \$70 each, Re-chromed Console Cover \$80. Range of second hand and new control arm bushes and tie rod ends and idler arms. Factory new a/c compressor still in sealed gas. New a/c pressure valve. New front disc brake assembly conversion with master cylinder and pressure proportioning valve. Digital radio conversion for 68-69 Riv from Antique Car Radio Conversions in the US. Email for information: [ari.blinn@hotmail.com](mailto:ari.blinn@hotmail.com)



**1965 Model Kits For Sale:** Rob Rooders has listed scale model kits for the 1965 Riv on Facebook. If you are interested go to Facebook and look for 1965 Riviera kits or connect with Rob at [lonewolf\\_surf@hotmail.com](mailto:lonewolf_surf@hotmail.com)

**For Sale:** Headers to suit 455 from Speedway Motors. Dougs Headers part # 447020R \$1500 Jim Harkess Contact at [qual1770@bigpond.net.au](mailto:qual1770@bigpond.net.au)

**Wanted** for 1968 Riv: bumper bar, bonnet, grill bits and pieces for headlights. Rex Boag [rex.boag@gmail.com](mailto:rex.boag@gmail.com)

**BUICK Disc Brake Conversion Bracket Kits** (63-70 Riviera, 61-70 Electra, LeSabre, Invicta and Wildcat) (these bracket kits are designed to use 71-76 Riviera rotors and calipers) View details and pricing at [www.mako.com.au](http://www.mako.com.au)  
Tony Gentilcore 0408 964 217  
email: [tonyg@mako.com.au](mailto:tonyg@mako.com.au)

**For Sale:** Rebuild gasket set for 401 engine \$150 plus postage and rebuild gasket set for Dynaflo gearbox \$100 plus postage. Paul McKennarney [psmck@tpg.com.au](mailto:psmck@tpg.com.au)

**For Sale:** 1968 Riv. The car has been rubbed back close to bare metal body is straight with the exception of the passenger door. Motor is fresh & powerful car that runs and drives. Needs paint & interior work mainly the driver's seat. Max Gelai 0456731500



Why not take out an ad in the Review?

All new ads are also emailed to the Australian ROA group as soon as they are received!

## Share The Pride

### ROA AUSTRALIAN REGION

Aus National + Vic + Tas Regional  
Co-Ordinator  
Tom Kunek # 3845  
Tom.kunek@outlook.com  
0419 658 500

Old Regional Co-Ordinator  
John Forster #13148  
ausriview@gmail.com  
0417 778 852

NSW + SA Regional Co-Ordinator  
Tony Gentilcore # 10107  
rivs@mako.com.au  
02 9453 9199



WE'RE ON THE WEB!  
WWW.RIVOWNERS.ORG

**DON'T FORGET, IF YOU DO SELL YOUR RIVIERA, LEAVE DETAILS ON JOINING THE ROA IN THE CAR**

## The Drink for the 2026 Nationals ... No?

**What** would an ROA Australia national event be without the *Riviera* soft drinks!

Not sure if they get these down in Victoria, should do, but what would a nationals be without the availability of a Riviera labelled soft drink, surely our illustrious leader can arrange for some to be there!

If we lobby hard enough we might all get a bottle of this fruit base sparkling soda, it's delicious!

They tell me that this drink is now out of production, so if you do see one, grab it, there will be no more!

What a pity!

This e-magazine is produced under the auspices of the Riviera Owners Association USA and the Buick Car Club of Australia Qld Inc. to cater for the needs of car enthusiasts with an interest in the Riviera produced between 1963 and 1999.

Riviera Owners Association – PO Box 261218, DENVER, CO USA, 80226

303-233-2987, [office@rivowners.org](mailto:office@rivowners.org), [www.rivowners.org](http://www.rivowners.org)

It is a medium created for the exchange of stories and ideas. Its aim is to support enthusiasts in Australia in the preservation and use of the Buick Riviera built between 1963 and 1999.

The editors welcome contributions at [ausriview@gmail.com](mailto:ausriview@gmail.com)

## Membership

Please encourage any Riviera owners you meet to join the R.O.A.

It's simple, just log on to the R.O.A. web site.

